

INSTITUTE OF GRADUATE PROGRAMS	SCHOOL OF FOREIGN LANGUAGES
--------------------------------------	-----------------------------------

Essential Information Regarding the Exam Venue, Exam Dates, and Accessing the Exam Results

Dear Students,

Welcome to Beykoz University SFL Preparatory Program.

We would like to remind you that if you are going to study in a program where the medium of instruction is English, you must have English proficiency.


For this, if you do not have a **valid language proficiency document**, you must take the exam that we offer you. Please read the guide below:

Beykoz- PROF (Beykoz University English Proficiency Exam)

What is the exam date?

- You can take the online exam on every **Wednesday(s)**.
- Exam **starts at 10 a.m.**
- You will be able to see your result on **Friday(s)** after 5 p.m.

How can I take the exam?





- To access the page, please go to <https://online.beykoz.edu.tr/>
- You can use **THE USERNAME AND PASSWORD GIVEN TO YOU DURING REGISTRATION** to see the EXAM or your lessons on the *onlinebeykoz* website:
<https://online.beykoz.edu.tr/login/index.php>

- There, you will see the page titled "**2022-2023 SFL Testing and Assessment**". You can find the **(Date) Proficiency Exam for Masters Degree** there. Be careful about the date of the exam.
- Read the **exam instruction page** and click on the "**start attempt**" button.

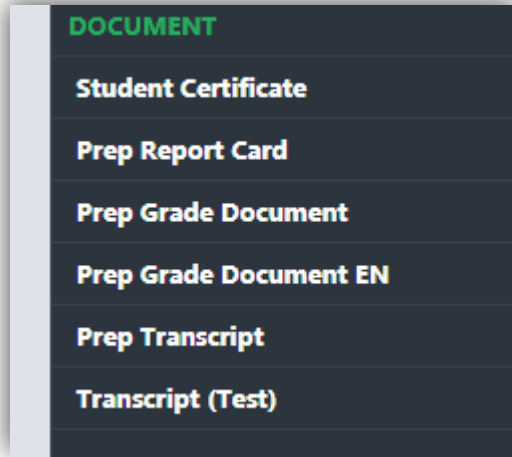
How can I learn the exam result?

- Exam results are announced on the **OIS page** (Student Affairs System) the next day (on Fridays) after 5 p.m. Please check the OIS page.
- <https://www.beykoz.edu.tr/> is the web page of our university. You can see the direct OIS button on the top of the page as highlighted below.



The screenshot shows the login page of the Beykoz University website. At the top, there is the Beykoz University logo. Below the logo, there is a 'User Group' section with three buttons: 'Student', 'Staff', and 'Alumni'. The 'Alumni' button is highlighted in blue. Below the 'User Group' section, there are two input fields: 'User Name' and 'Password'. The 'Password' field has a toggle icon for visibility. Below the input fields, there is a green 'Login' button. At the bottom, there are two links: 'Forgot Password' and 'Change Language'. The 'Change Language' link has two buttons: 'TR' and 'EN'.

- By using your **user name** and **the password**, you can log into your account and see the "**prep report**" on the right side of the page (as given below).



What is the content of the exam?

- Online Beykoz-PROF Exam includes Reading & Writing & Grammar and Vocabulary Parts.

What is the passing grade?

- The passing grade of the Beykoz PROF Exam is **60** over 100 / **(B2)**.

What if I don't get 60, and I fail the exam?

- If you do not get a minimum score of 60 from the exam, we will take you to the Placement Test (Beykoz PLET) and then assign you to the English Preparatory Program which is compulsory for the students whose program is English.
- In this case, you become our preparatory program student. You need to improve your English throughout the semester, and then when you finish the B2 level successfully, you can take the Beykoz-PROF exam at the end of the semester.

I passed the exam, what should I do now?

- When you learn that you have passed the exam (PASS/SUCCESSFUL), you can contact the institute you are affiliated with.